

The



DIESEL MACHINERY, INC

Difference

A PUBLICATION FOR AND ABOUT DMI CUSTOMERS • 2009 No. 4



PURPOSE-BUILT MACHINES

Komatsu's waste-handling equipment provides efficient production in tough applications

See article inside . . .

POWERFUL NEW DOZER

New Komatsu D375A-6 has most horsepower in small mining dozer class

See article inside . . .



KOMATSU

A MESSAGE FROM THE CHAIRMAN

**Some positive
signs point to
economic
recovery**



DIESEL MACHINERY, INC

Dear Equipment User:

The next several months will provide key insight into the construction industry's long-term outlook. We're hopeful that Congress will soon build on the economic stimulus package by passing a comprehensive highway bill and legislation that focuses on a long-term commitment to water and sewer infrastructure. Bills have been crafted on all counts, but put aside in favor of other measures.

With economists speaking of an end to the recession, we believe the worst is over and we'll soon see a return of construction work and the workers who make projects happen. Some sectors, such as single-family housing, have stabilized and even risen.

As industry demands begin to rise, so will the need for equipment. Whether you buy or rent machinery, we at DMI are here to help you. Remember, incentives in the economic stimulus package can potentially save you in taxes through bonus depreciation and additional expensing when you purchase. Contact your sales representative or one of our branch locations to learn more.

Of course, we believe we represent the best equipment manufacturers in the industry. Our Komatsu equipment is second-to-none, and this issue highlights why it's one of the world's leading manufacturers. Not only does it have utility, construction and mining machines (see the articles inside on WA50-6 and WA150-6 wheel loaders and D375A-6 dozers), but it offers equipment that excels in specialty applications, such as waste handling. In this issue of your *DMI Difference* magazine, you can see how Komatsu crafted its waste-handling machines to be technologically advanced, productive and efficient, just like their construction counterparts.

Please feel free to call on us whether you're looking for equipment or parts and service to back it up. We've got what you need.

Sincerely,

A handwritten signature in black ink that reads "Pat Healy". The signature is written in a cursive, flowing style.

Pat Healy
Chairman of the Board

The



DIESEL MACHINERY, INC

Difference

IN THIS ISSUE

TRI-STATE READY MIX

Find out how four generations of the Van Zee family have kept their enterprise on a growing path.

INNOVATIVE PRODUCTS

Learn all about Komatsu's new line of purpose-built waste-handling machines that provide efficient production in tough applications.

NEW PRODUCTS

If you're looking for a small mining dozer, check out the new Komatsu D375A-6. It has the highest horsepower in its class, plus other features that add to its productivity.

PRODUCT IMPROVEMENT

See how improvements to the Komatsu WA150-6 wheel loader provide better productivity with increased fuel economy.

UTILITY PRODUCTS

Smaller is better when it comes to Komatsu's new WA50-6 utility wheel loader. Learn why.

GUEST OPINION

William Buechner, VP for Economics and Research for ARTBA explains why urgent action is needed to pass a new surface transportation bill.

THE ROAD AHEAD

Read about the measures construction industry groups are taking to speed up passage of a new highway bill in Congress.

KOMATSU & YOU

Komatsu Vice President of Parts Frank Pagura talks about Komatsu's commitment to supporting both new and older machines.

Published by Construction Publications, Inc. for



DIESEL MACHINERY, INC

www.dieselmachinery.com

SIOUX FALLS

4301 North Cliff Ave.
P.O. Box 85825
Sioux Falls, SD 57118-5825
(605) 336-0411
(800) 456-4005

RAPID CITY

I-90 & Deadwood
P.O. Box 2473
Rapid City, SD 57709
(605) 348-7438
(800) 658-3047

ABERDEEN

39288 133rd Street
(East Hwy. #12)
Aberdeen, SD 57401
(605) 725-4364
(888) 762-6312

THE PRODUCTS PLUS THE PEOPLE TO SERVE YOU!

SIOUX FALLS

Pat Healy, Chairman of the Board

Dan Healy, President

Don Mosey, V.-P./General Manager

Stan Burgers, Controller
(605) 366-3482

Herb Lohnes, Sales Manager
(605) 361-7979

Roger Horstmeyer, Sales
(605) 366-6000

Mark Schievelbein, Sales
(605) 528-6464

Darwin Ellis, Sales
(605) 330-0448

Jon Winklepleck, Sales
(605) 361-7224

Tim Kelly, Parts Manager
(605) 363-3023

Steve Ward, Service Manager
(605) 498-0203

RAPID CITY

Mark Barry, Branch Manager
(605) 342-1767

Maurice Adams, Sales
(605) 642-9655

Peggy Wolf, Sales
(605) 430-4580

Ted Davies, Service Manager
(605) 399-9601

Scott Houk, Parts Manager
(605) 574-9043

ABERDEEN

Chad Casanova, Sales
(605) 380-0180

Darrel Serfling, Sales
(605) 290-0503

Justin Herreid, Parts
(605) 290-3878

Jerald Bankston, Service Manager
(605) 228-4821

TRI-STATE READY MIX

Four generations of Van Zees keep Rock Valley, Iowa, enterprise on a growing path



Chad Van Zee,
President/General
Manager



Mike Van Zee,
Vice President/
Treasurer

Each morning that cousins Chad and Mike Van Zee come to work, they're reminded of the foundation upon which their business, Tri-State Ready Mix, was built. Lining the walls of the company's Rock Valley, Iowa, plant are photos of the four generations of Van Zees who worked, and continue to work, to build the company.

"It's always in front of us," said Chad, who is part-owner, President and General Manager of Van Zee Enterprises, the parent company of Tri-State Ready Mix. Mike is part-owner, Vice President and Treasurer. "That motivates us to do excellent work, so we continue the legacy they built for us."

The legacy goes back to 1922 when the Van Zees' great-grandfather, Conrad H. Van Zee, and grandfather, Henry Van Zee, bought a cement-block plant in Rock Valley. Years later, when Conrad passed away, Henry and his brothers Richard E. and Alvin took ownership and ran the company until 1972.

Tri-State Ready Mix uses several Komatsu wheel loaders, including this WA200-5, at its Rock Valley operation. "We especially like the hydrostatic transmission in the newer models," said President/General Manager Chad Van Zee.



It was at that point the third generation stepped in, and Conrad D. and Richard L. took over. Both have since retired, leaving Chad (Conrad D.'s son) and Mike (Richard L.'s son) as the fourth generation of Van Zees to operate the family business. Chad's sister, Christi Gerritsen, is active in the business as well, working for Van Zee Enterprises as a bookkeeper.

Keeping the books has become an ever-increasing task over the years as the Van Zees continued to build upon the foundation set by Conrad H. and Henry. The father-and-son team added to their concrete-block business soon after buying it by supplying sand and gravel via horse and wagon to customers around northwestern Iowa.

"It was common practice at the time to supply materials, so they jumped into it," said Chad. "Ready-mix concrete was added to the list in 1953 and rounded out the product offerings. That's where we still stand today."

Continued expansion

Tri-State Ready Mix has three locations in Iowa and two in South Dakota. It has 23 ready-mix trucks spread out among its five locations that serve about a 70-mile radius of Rock Valley.

"Our customers run the gamut, from the private homeowner who has a section of sidewalk or patio to put in, to heavy highway contractors that need a unique specification," said Chad. "In all instances, our focus is on quality products at a fair price. In fact, our slogan is 'When only the best will do.' That's been the motto from day one, and it has been passed down through the years."

The Van Zees continue to live by the motto and pass it along to the more than



The walls at Tri-State Ready Mix's Rock Valley operation are lined with photos from the generations of Van Zees who have built its parent company, Van Zee Enterprises.

70 employees that make up Van Zee Enterprises' three businesses. In addition to Tri-State Ready Mix, it includes Valley Sand & Gravel, which supplies much of the aggregate used at Tri-State Ready Mix. It also sells washed sand and gravel and various-size stone to outside customers. In addition, the Van Zees continue to sell concrete block and other precast products, and they have a homebuilding division known as Top Construction.

"We've nearly doubled in size in terms of employees and trucks since Mike and I took over about 12 years ago," noted Chad. "We've gotten considerably bigger in the aggregate business, which has been a combination of aggressively pursuing growth and a reaction to the market. Our family has always believed there are two directions you can take the business: growing or dying. There's no third option, so we've chosen to grow."

Sold on Komatsu equipment

Recent growth has seen the Van Zees do some site prep and basement digs for local builders, as well as demolition. In addition, they've included concrete recycling to make a useable end product for aggregate customers. Last year, they rented a Komatsu BR380JG mobile crusher from DMI's Sioux Falls branch to do the work.

"We believed recycling was another service we could provide that would benefit everyone," said Chad. "It keeps old concrete out of the landfills and provides a useful



Valley Sand & Gravel, a sister company to Tri-State Ready Mix, used Komatsu excavators to break up old concrete in preparation for recycling it using a rented Komatsu BR380JG crusher.

product we can sell for base material at a good price. But we needed some help in getting started, so we contacted our DMI Territory Sales Rep Mark Shivelbein. He brought the crusher out and showed us how to set it up and use it. It's easy to operate and does a fantastic job, so we plan to rent it again when our stockpile gets big enough."

The Van Zees used one of their four Komatsu wheel loaders — two WA200s, a WA250 and a WA320 — to charge the crusher. They use the Komatsu loaders at Tri-State's ready-mix plants, a common practice since they tried their first Komatsu about 15 years ago.

"Like the crusher, we noticed right away how easy the Komatsu loader was to operate," recalled Chad. "What really sold us was how little maintenance and downtime we had with it. Other than routine service, we didn't do anything to it for the first 11,000 hours. That showed us the quality of Komatsu products, and we've been buying them since."

"We especially like the hydrostatic transmission in the newer models," he added. "It allows us to dig into a pile and get a bucketful of material without slipping, then inch up to a crusher or truck to load without fear of ramming into it. They also work extremely well for stockpiling."

Continued . . .

Family tradition puts customers first

... continued

In addition to wheel loaders, the various entities that make up Van Zee Enterprises use Komatsu PC200, PC300 and PC45 excavators and a D65 dozer. All are mainly used in the sand and gravel pits for stripping, backfilling and replacing overburden.

"We believe Komatsu excavators are unrivaled," said Chad. "A few years ago we

tipped one over in a silt hole at a pit, strictly our own fault. It was winter and by the time we got a crane out to it to get it out, it was frozen in the pit. We pulled it out, cleaned it off and the next day tried to assess the damage. Of course, I thought it was done for, but it started right away and ran as good as ever. It's the only excavator we'll buy."

In addition to Komatsu equipment, the Van Zees have purchased other products from DMI, including a Grove 528C 28-ton rough-terrain crane. They also call on DMI for service as needed. "We take care of routine maintenance with parts from DMI, but for anything beyond that we call them," said Chad. "DMI has the knowledge and expertise to quickly repair any piece of machinery it sells. We've never had an issue."

Weathering storms

Like nearly all construction-related businesses recently, Van Zee Enterprises and its entities, including Tri-State Ready Mix, have seen a slowdown in work. But with the vast lineage of experience the Van Zees have, they've been able to weather the storm without taking a huge hit.

"We saw it coming and prepared for it," said Chad. "Our dads have been through downturns before, so they're great sounding boards for ideas and perspectives on how to get through it. With four generations worth of experience, have come a lot of hiccups in the market. We're still here and plan to be for a long time to come because we know how to deal with it, but more importantly we know how to treat customers so they come back in good times and bad."

Like DMI, all the Van Zee Enterprise companies have prided themselves on putting the customer first. It's something each of the first three generations has passed on to the next, and the fourth generation plans to pass on to the fifth.

"I have a son who's 12 and Mike has one a little younger," noted Chad. "It will be a few years before we truly know their interest in the business, but it's here if they want to take it over someday." ■



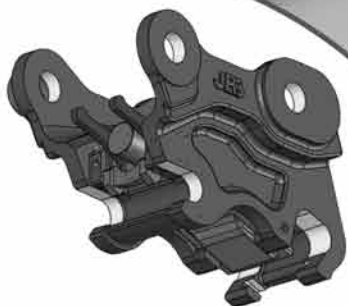
Van Zee Enterprises President/General Manager Chad Van Zee (left) works with DMI Territory Sales Rep Mark Shivelbein to purchase Komatsu and other construction equipment.

An operator uses a JCB forklift purchased from DMI to move precast feed bunks at the company's location in Rock Valley, Iowa.





Innovations... **for Your** Benefit!



Available through Diesel Machinery, Inc.

VersaLoc™ Quick Couplers are designed to showcase versatility and safety while improving productivity. The VersaLoc can accommodate a complete range of attachments from different manufacturers within the same class. With three locking mechanisms, VersaLoc is one of the safest couplers in the industry.

We invite you to learn more about our product offering at www.jrbattachments.com

 **JRB**

 **CP**

 **BADGER
CUSTOMWORKS**

PALADIN HEAVY CONSTRUCTION

PURPOSE-BUILT MACHINES

Komatsu's waste-handling equipment provides efficient production in tough applications

VYou already know Komatsu is a leading manufacturer of construction and mining equipment. But what you may not know is that Komatsu also makes similar equipment for the waste industry that's designed to be productive and efficient while standing up to the rigors of handling trash, scrap and recycling materials.

Like their construction and mining brethren, waste-specific wheel loaders and dozers feature unique hydraulics, powertrains, frames and components engineered by Komatsu. They're designed to work together for higher production and greater reliability in landfills, transfer stations, scrap yards and other tough applications.

Even in demanding environments, operators remain highly productive. That's because Komatsu waste-handling machines have spacious operator work platforms with controls designed for ease of operation, even in rough conditions. Pressurized, low-noise and low-vibration ROPS/FOPS cabs keep the operator comfortable for better productivity throughout the day. Operator comfort is aided with a two-tier air-filtration system that cleans incoming and recirculated air to keep dust out.

Specifically made for waste transfer stations, Komatsu waste-handling wheel loaders feature guarding for the front frame, powertrain bottom, boom and cylinder hoses, and axle seals.

Because waste machines work in high-dust and high-debris applications, Komatsu beefed them up with additional guarding and other specific features to withstand the elements. All purpose-built loaders and dozers come with rugged guarding to protect components and the machine.

"Being productive and efficient in waste-handling applications is just as important as it is in construction and mining," said Mike Gidaspow, Product Manager Wheel Loaders. "That's why all of Komatsu's purpose-built machines come with features that stand up to the rigors of working in such conditions. Komatsu builds special standard features into its waste-handling loaders, such as fans that automatically reverse direction at a set interval to help keep coolers clean. This interval can be changed, or the operator can push a switch to reverse the fan, overriding the timer."

Komatsu powertrains help keep loader operating costs low

Komatsu's waste-handling wheel loaders were made specifically for waste transfer stations. To protect critical components, each machine — WA250-6, WA320-6, WA380-6, WA430-6 and WA470-6 — has guarding for the front frame, powertrain bottom, boom and cylinder hoses, and axle seals. Additional guarding protects headlights and taillights, the center hinge and the windshield.

On the WA380-6, WA430-6 and WA470-6, operators can select from two working modes: E mode for maximum fuel efficiency in general loading or P mode for maximum power in hard digging or hill climbing. A choice of two buckets, loading or pushing, to match the appropriate application is available as well. Each is made with high-strength steel, a spill guard that allows





excellent visibility and a visual bucket-level indicator. Both accept Komatsu standard bolt-on cutting edges and skid shoes.

"The WA250-6 and WA320-6 waste handlers have several features that further reduce owning and operating costs, specifically hydrostatic transmissions (HST) and variable traction control," noted Gidaspow. "HST allows high tractive effort for quick travel response and aggressive drive into the pile, while the full auto shift eliminates manual gear shifting and kick-down. Operators can control tractive effort to facilitate operation in soft and slippery conditions and eliminate excessive bucket penetration and reduce tire slippage during stockpiling and loading."

Dozers offer powerful push

Lockup torque converters and autoshift transmissions are part of the Komatsu landfill dozer package (D65EX-15SL, D85EX-15SL, D155AX-6SL and D275AX-5SL), which increases efficiency and saves fuel, according to Les Scott, Product Manager Dozers.

"That directly affects owning and operating costs, but only if the dozers can stand up to the challenge of constantly pushing materials that could potentially get into the machine and cause major damage," said Scott.

"That's why our landfill dozers are specially equipped with a chassis-seal package that closes gaps around the chassis where material could enter the engine compartment. We also have final-drive, pivot-shaft and idler-seal guards to help prevent debris from entering the oil-seal areas."

Komatsu protects exposed components with features such as trapezoidal track-shoe holes that minimize debris packing for extended track component life; front and rear striker bars that prevent debris from riding up the tracks and damaging fenders or the chassis; and an engine bottom guard with electric winch to simplify cleaning of the engine compartment.

Each dozer has a powerful engine to push mass amounts of material with the large-capacity blades equipped with trash racks. A landfill counterweight provides additional balance and stability. Scott noted that with a few modifications, landfill dozers could be adapted to work in wood chipping or other high-airborne-debris applications.

"The combination of the trash rack and additional counterweight keeps the tractor's center of gravity in the optimum location for pushing trash," explained Scott. "Operators appreciate that balance and how easy the dozers are to operate. They also like the visibility the machine offers, especially the area around the blade, because they can see the work area without straining."

Keeping maintenance on track

Komatsu engineered its waste machines for reduced maintenance downtime as well. Dozers and loaders have quick-opening doors that allow easy ground-level access to service points, including the radiator and fan for cleaning.

"All our machines come standard with KOMTRAX, so should a major issue arise, the

Lockup torque converters and autoshift transmissions in Komatsu's landfill dozers increase efficiency and save fuel. The dozers also come with additional guarding and other features that prevent debris from affecting performance.

Continued . . .

Unique Komatsu features make the difference

... continued

operator will see it immediately and can take corrective actions,” observed Scott, who noted that KOMTRAX will send an email alert to both the user and the distributor. “That helps reduce potential downtime, and KOMTRAX also

helps users better manage their machinery with information such as hours, machine utilization and maintenance schedules among other items. That’s just as beneficial in waste applications as it is in construction and mining.” ■

Komatsu introduces its Dash-8, purpose-built excavator for waste handling

Dusty, dirty environments create special challenges for heavy equipment, so building a machine to withstand such rigors while still being productive and efficient can be a tall order. Komatsu met the challenge head-on when it crafted its first excavator built specifically for handling waste materials, the PC200LC-8 Waste Spec Arrangement.

“The PC200LC-8 Waste Spec Arrangement fills out our PC200 lineup,” said Product Manager Armando Najera. “We worked extensively with customers in that market to build a machine that will give them better production and lower their owning and operating costs by increasing maintenance intervals so the focus is on getting the job done, not servicing the machine.

“Komatsu focused on a longer radiator clean-out interval,” Najera emphasized. “As an example, depending on the airborne debris levels, a normal machine would need a radiator cleanout every couple of hours compared to a couple of days for the Waste Spec. Service intervals are extended too, so the machine’s uptime is higher. That equates to lower owning and operating costs.”

The PC200LC-8 Waste Spec Arrangement also includes several ways to keep dust and debris from becoming a limiting factor to production. An engine precleaner on the outside of the machine cleans the air before it reaches the filter. A screening package that includes a perforated side door and top screens increases cooling airflow to the radiator while minimizing the size of the airborne materials entering the engine compartment. The perforated hood area reduces air velocity passing through the screens to reduce debris sticking.

Komatsu further made sure the engine stays cool by adding a cooler package with side-by-side, wide-core coolers — radiator, hydraulic oil and charge air — to



Komatsu’s new PC200LC-8 Waste Spec Arrangement is built for the rigors of waste handling in transfer stations, landfills and construction and demolition debris applications. Features such as wide core coolers keep the machine temperature down for better production even in the most severe environments.

help keep air flowing. Combined with the screen package and a faster fan speed, the wide-core coolers keep the temperature in the normal operating range.

“Just like our standard, Heavy-Duty and Thumb Spec models, the Waste Spec has an efficient Tier 3 engine that’s powerful, yet reduces emissions and is fuel-efficient,” said Najera. “It also has a spacious cab that, thanks to the advanced levels of filtration, stays clean and comfortable. That makes a difference, whether the PC200LC-8 Waste Spec Arrangement is working in a traditional open-air landfill, inside in a waste transfer station where it can be very dusty and hot, or in a construction and demolition debris application. It has the goods to handle any of those situations and more.” ■



100% focused
(on waste handling)




KOMATSU®

Working in the waste industry demands long hours and hard-working machines. Komatsu offers a complete line of rugged, dependable wheel loaders and dozers designed specifically for the unique needs of this marketplace.

- Factory installed guarding packages to protect your investments
- Optional wheels and tracks to match your terrain
- Specialized buckets and attachments to maximize each cycle

When you're building some of the best purpose-built waste-handling equipment in the business, it only makes sense to start with machines that are...



D155AX-6

100%

performance
(using 25% less fuel*)

KOMATSU®

Being the best is never good enough. Just as you're always looking for ways to grow your business, Komatsu is constantly working to improve the tools of your trade. We have a long history of innovation across all our lines of heavy equipment and a long list of dedicated customers who count on these innovations as a competitive edge.

- Pushes larger loads
- Reduced operating costs
- Easier serviceability
- Improved operator comfort

Put the best the industry has to offer to work on your next job and discover your competitive edge.

100% Komatsu.

866.513.5778

www.komatsuamerica.com

NEW PRODUCTS

POWERFUL NEW DOZER

New Komatsu D375A-6 has most horsepower in small mining dozer class

With the introduction of the new D375A-6, Komatsu has the most powerful machine in the small mining dozer class. Why is that important? Because it's what mining customers wanted from the dozer.

"About three years ago, we started conducting extensive face-to-face surveys and interviews with mining customers throughout North America," explained Rich Smith, Komatsu Product Manager-Mechanical Drive Equipment. "We went to all types of mines from Canada, Wyoming and Utah to Kentucky, West Virginia, Alabama and Texas — wherever companies were using dozers in the 70- to 80-ton class. We wanted to know what operators, equipment managers and

others thought of our D375A-5, and what they would do to improve it."

Komatsu learned dozer users liked the D375A-5 for its reliability, durability and comfort — but they wanted more power and productivity. So Komatsu designers and engineers went back to the drawing board and came up with the new D375A-6, which has 14 percent more horsepower than the previous model (610 horsepower compared to 525 horsepower in the Dash-5 version),

Continued . . .

Brief Specs on Komatsu D375A-6 Dozer

Model	Net hp	Operating Weight	Blade Capacity
D375A-6	610 hp	157,940 lbs.	28.8 cu. yd.
D375A-5	525 hp	148,382 lbs.	28.8 cu. yd.



Rich Smith,
Komatsu Product
Manager



Jackie Haney,
Komatsu Product
Marketing Manager



For more information
on the new D375A-6 —
and to see video of the
machine in action — go
to www.videocpi.com

At the request of customers throughout North America, Komatsu designed and built the new D375A-6 with more horsepower than both the previous Komatsu model and the top competitive machine in the small mining dozer class.



D375A-6 delivers power and versatility

... continued

and 5 percent more horsepower than its top competitor.

"It's a bigger, stronger, more powerful machine — period," said Smith. "In addition to the horsepower boost, its operating weight is almost 158,000 pounds, about 6 percent heavier than the D375A-5. We also gave it new hydraulics, based on the same system that's in Komatsu's world-renowned hydraulic excavators, to reduce parasitic horsepower loss. We also changed the blade profile to improve digging, carrying capacity and dozing efficiency. The end result is a machine that's not only more powerful, but also more productive."

Mining specs and more

Beyond the power boost, new hydraulics and a more productive blade profile, the new D375A-6 has a number of other standard features that improve machine performance.

In addition to having 14 percent more horsepower, the new D375A-6 offers excellent visibility and numerous mining specs as standard features, all of which contribute to substantially greater productivity.



These include:

- A large (seven-inch), multifunction LCD color monitor with self-diagnostic functions;
- VHMS, Komatsu's Vehicle Health Monitoring System for remote machine condition and operation evaluation;
- Numerous mining specs — from high-mounted headlights and centralized grease points to fast fuel fill and a maintenance service center;
- An automatic engine and lockup torque converter for excellent fuel efficiency.

"We have both power and economy work modes on the D375A-6, along with an eco-gauge on the monitor which lets the operator know when the machine is working in the most fuel-efficient manner," pointed out Product Marketing Manager Jackie Haney. "For example, in a slot-dozing application or something similar, the operator will use the full power (P) mode. Even in P mode, the D375A-6 uses 3 percent less fuel than the top competitor. But in a lighter application, the operator can drop down to the economy (E) mode, which will use 8 percent less fuel than the other brand. With the high cost of fuel, the eco-gauge is a tool that can help save owners a lot of money."

Not only is the D375A-6 more powerful and more fuel-efficient than its top competitor, Komatsu says when pushing a load, it also has faster travel speeds and faster cycle times, which mean greater production.

"With all it brings to the table, we believe the D375A-6 is the most versatile mining dozer in the marketplace, capable of almost limitless applications, and in many ways is the future of the mining dozer," said Smith. "We hope anybody who's in the market for this size of dozer will try the D375A-6 and discover the Komatsu difference for themselves."

For more information on how the D375A-6 can improve your operating performance in mining, quarry or heavy construction applications, call your sales representative or our nearest branch location. You can also go to www.videocpi.com to see video of the dozer in action. ■





COMPACT TRACK LOADERS

100%

anywhere – anytime

KOMATSU®

Komatsu compact track loaders are light on their feet so they can perform more jobs, more of the time. Their low-ground-pressure, wide rubber tracks provide smooth and stable operation. Standard joystick controls, ease of service, durability, reliability and quality make Komatsu compact track loaders the ultimate comfort and productivity package.

- Low-effort Proportional Pressure Control (PPC) loader joysticks have optional SAE/ISO pattern changer.
- Spacious and ergonomically designed operator platform provides exceptional visibility.
- Low-ground-pressure rubber track system provides outstanding stability and mobility.
- Wide-opening rear door and tilt-up engine cover make access to service check and fill points a snap.
- Radial lift and vertical lift loader models make it easy to choose the right machine for your business.

When you want a machine that can work all day, every day, the choice is 100% clear. Put a Komatsu compact track loader to work today and enjoy the confidence that comes from machines that are...

100% Komatsu.

866.513.5778 www.komatsuamerica.com

NEW WA150-6 WHEEL LOADER

Improvements to 98-hp loader provide better productivity with increased fuel economy



Mike Gidaspow,
Product Manager,
Wheel Loaders

For more information about the WA150-6 wheel loader, contact your sales representative or your nearest branch location, or visit www.komatsuamerica.com.

If good things come in small packages, the new Komatsu WA150-6 wheel loader is proof that adage is true. Featuring increased loading power, performance, efficiency and operator comfort, the 98-horsepower loader is ideal for utility, construction and agricultural applications, among others.

According to Mike Gidaspow, Komatsu Product Manager, Wheel Loaders, the WA150-6 has more horsepower than its predecessor, while offering better fuel economy and lower emissions.

In addition to the efficient, Tier 3-compliant engine, the WA150-6 incorporates a hydrostatic transmission (HST) that allocates only as much power as is needed for a given application while responding smoothly and quickly to varying job conditions. It automatically adjusts tractive effort so the operator gets quick travel response as well as aggressive drive into the pile.

The variable traction control function reduces tractive effort, virtually eliminating excessive bucket penetration and controlling tire slippage in wet and soft ground conditions. An S mode traction setting provides optimum driving force for operation on slippery surfaces, including snow removal on snow-covered surfaces. Having control over the loader's tractive effort helps the operator to be more productive and reduces tire wear.

"Komatsu gave the WA150-6 many of the standard upgrades it added to its other smaller construction wheel loaders — the WA200-6, WA250-6 and WA320-6," said Mike Gidaspow, Product Manager, Wheel Loaders. "It's an excellent fit for anyone needing a little more horsepower than our largest utility loaders. Similar to our other Dash-6 loaders, the WA150-6 is versatile, agile and offers efficiency without sacrificing power or production."

The operator also can easily see and control the load from the newly designed low-noise and low-vibration cab that has a wide pillarless windshield and a low-effort multifunction mono lever Pressure Proportion Control (PPC) system. The PPC system has a forward, neutral and reverse control switch for smooth and easy directional changes.

Lower maintenance costs

"Like all other new wheel loaders, the WA150-6 comes with the latest KOMTRAX technology that provides vital information such as fuel consumption, operating hours, working hours and alerts to help owners stay on top of maintenance schedules for maximum reliability and availability," said Gidaspow. "All these new features will help lower owning and operating costs and put more money in the owner's pocket." ■

Brief Specs on Komatsu WA150-6 Wheel Loader

Model	Net Horsepower	Operating Weight	Bucket Capacity	Breakout Force
WA150-6	98 hp	17,262-17,450 lbs.	1.7-2.2 cu.yd.	14,400-17,600 lbs.

Komatsu's new WA150-6 offers benefits such as more horsepower, better productivity and increased fuel efficiency compared to its predecessor.



UTILITY PRODUCTS

"A GOOD FIT"

New Komatsu WA50-6 utility wheel loader offers big production features in small package

There are times when smaller is better. That's the case with Komatsu's new WA50-6 wheel loader, which offers powerful versatility with a minimal footprint. It allows operators to work in tight quarters, such as small construction and landscaping projects where space is at a premium.

The WA50-6 also provides the production needed in open areas, such as backfilling a trench or stockpiling and loading materials in a small quarry, landscaping yard or other applications.

"Any contractor looking for a wheel loader that offers versatility in a variety of settings will find the WA50-6 a good fit," said Robert Beesley, Product Manager for Komatsu Utility Marketing Division. "Like all Komatsu products, it offers the benefits of high production with an efficient engine that helps lower the user's cost per yard."

Features include three-mode traction control that lets the operator choose the best one to fit the application. The P mode provides maximum rimpull for grading and excavating applications, while the N mode is for normal/moderate loading and carrying. The S mode virtually eliminates wheel slip for better performance in mud, snow and other soft or slick conditions.

To maximize productivity, the WA50-6 has an electric auto-leveler for the bucket and a floor-mounted inching pedal that allows operators to ease their way to a truck or trench. Rear-axle oscillation and a wraparound counterweight provide excellent stability and grading performance.

"Komatsu designed the WA50-6 for excellent operator visibility," noted Beesley. "The 'Delta Boom' loader design gives him a clear view of the work area, so even in tight quarters he can see obstructions and more easily avoid them."

A valuable tool

In addition to a better view, operators have a large walk-through work platform with an adjustable suspension seat. The WA50-6 has a standard two-post ROPS/FOPS canopy and offers an optional pillarless cab with front and rear glass.

"Like other new Komatsu products, it comes standard with KOMTRAX, so owners, operators and maintenance personnel can stay on top of scheduled maintenance and performance trends," said Beesley. "That, along with other productive features makes the WA50-6 a valuable tool for anyone who needs a small loader that can do a variety of jobs efficiently." ■

Komatsu's WA50-6 fits a variety of applications, including landscaping, small construction projects and small quarries.



Robert Beesley,
Product Manager

Brief Specs on Komatsu WA50-6

Model
WA50-6

Net Horsepower
38.6 hp

Operating Weight
8,100-8,430 lbs.

Bucket Capacity
0.78 cu. yds.





PC600LC-8 & HM300-2

100%

compatible

(it's the perfect working relationship)

KOMATSU®

"Synergy" isn't a word often associated with construction equipment, but it's the perfect word to describe the Komatsu PC600LC-8 and HM300-2 working together... especially when the terrain is less than perfect. Both of these hard-working machines deliver:

- Rugged, dependable, go-anywhere productivity
- Tier-3 certified engines to meet emissions standards
- Advanced hydraulics for faster cycle times

If you want maximum efficiency—no matter how rough the terrain might be—put this pair to work. At the end of the day, you'll see the results from machines that are...

100% Komatsu.

866.513.5778

www.komatsuamerica.com

URGENT ACTION NEEDED

ARTBA economist says passing a new surface transportation bill equals second stimulus

A recent article on the American Road & Transportation Builders Association (ARTBA) Web site says delaying passage of a new, six-year federal surface transportation program investment bill could derail the entire stimulus effort to use infrastructure investment to create new jobs.

That's according to ARTBA Vice President for Economics and Research William R. Buechner, Ph.D., the nation's leading transportation construction industry economist. He addressed the issue at a media briefing in Washington where he said stimulus investment will be undercut without near-term action on the federal highway/transit bill. Buechner also said that inaction could have unintended consequences for the economy.

"We learned the hard way over the period 2001 through 2005 that uncertainty about long-term federal investment in state and local highway and transit programs, combined with a national recession and state budget problems, leads to an overall stagnated transportation construction market. Absent congressional action on a long-term surface transportation investment bill this year, the conditions are again lined up to kill job growth in the construction sector and related industries."

The current surface transportation program authorization, SAFETEA-LU, expired on Sept. 30. Buechner says the June 2009 "Fiscal Survey of the States," conducted by the National Governors Association and the National Association of State Budget Officers, documents the funding problems now facing state transportation departments nationwide. The survey found nearly half of the states have already, or plan to, cut back on their own funding for transportation programs this year or next.

"The only bright spot in the in the transportation construction market this year is the additional federal funding made available to the states and local governments through the American Recovery and Reinvestment Act," Buechner says. "Unfortunately, due to state budget challenges, the stimulus funds are allowing some states to simply maintain their 2008 activity level. In other states, stimulus dollars, at best, are serving to make overall state transportation program cuts less severe."

Buechner said a multiyear investment is essential now. The House Transportation & Infrastructure Committee has proposed legislation that would authorize a \$500 billion federal investment in roads, bridges, transit systems and high-speed rail during the next six years. Buechner says more than a half million jobs would be supported annually with such a plan.

"If Congress is looking for a second stimulus, they need look no further than the highway/transit/high-speed rail program authorization. There is no other bill under development or consideration in the Congress that would stimulate anywhere near the same job growth." ■



William Buechner,
VP for Economics
and Research

ARTBA's William Buechner said delaying a new surface transportation bill could derail the economic stimulus' effort to use infrastructure investment to create new jobs.



PUSHING THE ACCELERATOR

Construction industry groups urge Congress to speed up passage of new highway bill

Recent reports pointing to motor vehicle crashes and the cost of congestion on the nation's highways underscore what many see as the need for a significant and critical investment in a new surface transportation bill. And proponents of a new bill want it soon, as the current highway funding mechanism expired Sept. 30.

A new highway safety report shows that poor road conditions are the single most lethal contributing factor to motor vehicle crashes, contributing to more than 22,000 highway fatalities each year. That equates to about 53 percent of all deaths on roadways, outnumbering speeding, alcohol or nonuse of seatbelts. According to the study, these crashes cost the country more than \$200 billion each year.

A second study said the cost of congestion topped \$87 billion in 2007, but dropped last year due in part to the recession. The study showed the total amount of wasted fuel was more than 2.6 billion gallons and wasted time totaled 4.2 billion hours. A report from researchers who conducted the study said they expect congestion to increase as the economy rebounds.

The most recent federal highway bill, SAFETEA-LU expired Sept. 30, and discussion of a new bill has been tabled. Construction industry groups are calling for a new bill soon.

Construction industry groups are pointing to the studies as well as other data to push for new comprehensive legislation to replace the current surface transportation bill known as SAFETEA-LU. Passed in 2005, SAFETEA-LU provided more than \$240 billion dollars and was tied to the Highway Trust Fund, which doles out money for transportation projects.

Funding in SAFETEA-LU ran out before its four-year term, and Congress had to pass emergency measures to inject nearly \$15 billion over the past year to keep the Highway Trust Fund afloat. The last such measure was passed in August, at about the same time the House Transportation and Infrastructure Committee proposed a reauthorization of SAFETEA-LU that would invest \$500 billion over the next six years for roads, transit and high-speed rail.

Sooner, rather than later

No action has been taken on the proposed legislation, titled The Surface Transportation Authorization Act of 2009 (STAA). Instead, Transportation Secretary Ray LaHood called for an extension of SAFETEA-LU of up to 18 months, with funding during the interim coming from the current gas tax and a transfer of money from the general fund into the Highway Trust Fund.

The idea behind the extension is to give representatives time to hammer out a bill that would address not only how much money the legislation would need, but how to pay for it as more fuel-efficient cars and public transportation have already and will continue to reduce tax revenues.

Construction industry organizations are pushing for a new bill sooner. So is Rep. James Oberstar, D-Minn., who along with colleague John Mica, R-Fla., introduced the six-year STAA reauthorization legislation.





"In the past, during these periods of multiple short-term extensions of programs, state departments of transportation have slowed investment because of the uncertainty regarding the long-term projects until enactment of the reauthorization act," said Oberstar. "In this time of severe economic recession, the effects of any slowed investment could offset much of the benefits of the increased transportation investment provided under the American Recovery and Reinvestment Act (ARRA)."

Under the ARRA, also known as the stimulus plan, \$27.5 billion was included for highways and bridges as part of an overall \$80 billion infrastructure package. Further legislation this year through the omnibus appropriations bill added another \$40 billion for highway construction in fiscal 2009. These monies are in addition to funds transferred as part of any extension of SAFETEA-LU.

Organization calls for long-term infusion

While all these funding mechanisms will help continue construction projects in the near term, proponents say a long-term view is necessary. Nearly all agree that updating the nation's surface roads and other infrastructure must be accelerated and longlasting.

The National Surface Transportation Infrastructure Financing Commission, a congressional group, recently said that due to underfunding, "Our surface transportation system has deteriorated to such a degree that our safety, economic competitiveness and quality of

life are at risk." It says an infrastructure funding gap between what's available and what's needed will be nearly \$400 billion between 2010 and 2015 and will grow to more than \$2 trillion by 2035 unless dramatic steps are taken to find significant sources of revenue to update infrastructure.

Industry organizations agree a long-term view is critical, not only to updating infrastructure, but to the people who will put it in place. "A six-year bill gives you the projected funding level a contractor needs to justify investments," said Brian Deery, Senior Director of the Highway and Transportation Building Division of the Associated General Contractors (AGC) in a recent Fleet Owner magazine article. "When you realize the least-expensive piece of equipment a highway contractor buys is around \$100,000, with some costing more than \$1 million, you need a stable outlook for business in order to pay for all of that."

Economic analysts seem to agree that a massive infusion of money into surface transportation and other infrastructure will pay huge dividends. According to Mark Zandi, Chief Economist at Moody's Economy.com, every dollar of infrastructure spending returns between \$1.50 and \$1.75 while creating jobs. Ken Simonson, Chief Economist at AGC is also calling for a bigger investment in highways and other infrastructure.

"These bills will deliver both short- and long-term benefits to the American public, while providing desperately needed jobs for construction workers in every state," said Simonson. ■

Construction industry groups want a significant investment in highway construction.

U.S. Reps. James Oberstar and John Mica introduced a six-year highway bill, but it has yet to be acted on.

A BALANCING ACT

Komatsu VP of Parts says Komatsu is committed to efficiently supporting new and older machines



This is one of a series of articles based on interviews with key people at Komatsu discussing the company's commitment to its customers in the construction and mining industries — and their visions for the future.

Frank Pagura,
Vice President
of Parts

Frank Pagura has been Vice President of Parts at Komatsu since December 2005, after serving as Parts Planning and Coordination Manager, a position he took when he first joined Komatsu in 2004.

He grew up in Yonkers, N.Y., graduated from the U.S. Naval Academy and was an active-duty officer in the Navy for six years. Following his time in the service, Pagura worked for an offshore drilling equipment manufacturer. He was a manager in parts purchasing and parts planning with the company.

Pagura says putting an inventory of parts together to support the varied lines of Komatsu equipment available is a balancing act.

"On one hand, because Komatsu equipment is built to last, there are numerous older machines in the marketplace. On the other, Komatsu is always developing and designing new lines of equipment. On the parts side, we have to be able to support both. We do that by working closely with research and development, our distributors and our customers to ensure we have the parts necessary to fulfill customer needs efficiently."

Pagura does a balancing act with his time as well, devoting time outside of work to his family, which includes wife, Trina, and their daughters Aimee and Abigail.

QUESTION: What is Komatsu currently doing to ensure parts availability?

ANSWER: Several things, most notably working closely with our distributors and customers to know what machines are in the field and what needs to be on the shelves to support them. In the past several years, we've upped our parts presence in North America by building eight regional parts depots to complement our main hub in Ripley, Tenn. They're strategically located to get parts to our distributor shelves quickly and efficiently. We have dedicated and continuous nightly trucking routes between Ripley, our regional parts depots and our distributor locations. The system helps us have a nearly 99-percent fill rate on next-day delivery on most parts and emergency orders. Plus, our distributors always have common wear parts and filters in stock, with additional parts on hand based on the number of machines and models they have in their area.

Another way we're ensuring the right parts are in the right place is by working with our KOMTRAX remote machining-monitoring team. Nearly all new Komatsu machines have KOMTRAX as standard equipment, and that allows us to monitor those machines' hours and service intervals. It's given us valuable data that we can use to schedule shipments and have necessary parts to distributor locations ahead of time, often without them ever having to contact us. So, if customers want to do service work themselves, all they have to do is contact the branch or stop in and pick those parts up. It's very efficient.

QUESTION: How else is technology playing a role in parts?

ANSWER: With KOMTRAX, our monitoring team knows if an error code pops up on



Each of Komatsu's eight regional parts depots carries a vast inventory of common wear parts and filters, as well as other parts to fulfill emergency orders. That's helped Komatsu have a nearly 99-percent fill rate on next-day orders.

a machine right away — often before the user even knows about it — and alerts the distributor. The distributor's service department can then dispatch a technician to the site where the machine is located. Because we know the error code, the distributor can tell the technician what to look for, and if parts are needed, the technician can swing into the nearest branch and pick up the part if he doesn't already have it. That avoids having to go to the machine and diagnose it first before possibly returning to get parts to make the repair.

Most technicians already carry a laptop computer to use for diagnostics. Now, we're loading them with valuable information regarding repairs, including the parts manuals for all Komatsu machines. If something comes up in the field, the technician can look up the machine model on the computer. If parts are needed, he can check availability at the distributor, regional depot and main hub at Ripley, and order genuine OEM parts.

QUESTION: Why use genuine Komatsu OEM parts?

ANSWER: The customer has made a significant investment in his equipment, and doesn't want to jeopardize that. Komatsu machines are engineered to the highest quality with components made specifically for our machinery. While customers may be able to find less-expensive "gray-market" parts, they



Eight regional parts depots, such as this one in Las Vegas, are strategically located throughout North America to ensure parts get to Komatsu distributors and customers efficiently.



Using the KOMTRAX remote machine-monitoring system, Komatsu is able to track new machines in the field and take a proactive approach to ensuring parts are on distributor shelves when customers need them to make repairs and do routine services.

run the risk of those not fitting or performing properly in Komatsu equipment. While they may save a little money up front, it could cost them more in the long run in downtime and money due to a catastrophic failure. Using properly installed OEM components that are warranted by Komatsu gives users peace of mind in knowing they've further invested in Komatsu quality.

QUESTION: What are you doing from the parts side to prepare for future machinery needs?

ANSWER: While having new machinery is exciting, it would be far less appealing to the customer if the support for it wasn't in place. That's why from the beginning of development on all new Komatsu machinery, the parts division is involved. No machinery goes onto the market without us having the necessary components in place to back it up. The challenge is to not only stock up for new models, but also to continue to keep a supply on hand to support the numerous older Komatsu machines that continue to run well into the thousands of hours. It's a balancing act, but one we've become very adept at. ■



COMPACT EXCAVATORS

100% precision

KOMATSU

Komatsu compact excavators are right at home working in tight spaces. With advanced Proportional Pressure Control (PPC) joysticks, these machines give you precise handling without sacrificing speed, reach or capacity. Plus, they have all the features that make Komatsu excavators the choice of owners and operators across the country.

- Low-effort Proportional Pressure Control (PPC) joysticks
- Spacious, ergonomically designed operator platform
- Industry-leading 360-degree visibility
- Tilt-forward operator cab structure for ease of service access
- Switchable excavator control pattern without tools (ISO/SAE)



When there's no room for error, the choice is 100% clear. Put our compact excavators to work today and enjoy the confidence that comes from machines that are...

100% Komatsu.

866.513.5778 www.komatsuamerica.com

SIDE TRACKS

On the light side



Did you know...

- Pound for pound, the silk that is produced by spiders is stronger than steel.
- The United States is the top producer of cheese in the world, with Wisconsin and California leading the states in production.
- Ninety-nine percent of pumpkins sold in the United States are for the sole purpose of decoration.
- It takes 12 honeybees to make one teaspoon of honey.
- Thirty to 40 gallons of sugar maple sap must be boiled down to make just one gallon of maple syrup.
- Istanbul, Turkey is the only city in the world located on two continents.
- It takes approximately 12 years for Jupiter to orbit the sun.
- A person uses approximately fifty-seven sheets of toilet paper each day.
- The only king without a moustache in a deck of cards is the king of hearts.
- There is enough concrete in the Hoover Dam to pave a two lane highway from San Francisco to New York.

Brain Teasers


Unscramble the letters to reveal some common construction-related words. Answers are on the right side of this page.

1. CHARULDISY _____
2. THOPRESIWF _____
3. STINOTCRUCON _____
4. DURELIB _____
5. RONRCOTACST _____
6. KARTC _____

50° DUMP ANGLE MEANS FASTER CLEANER UNLOADING



AUTHORIZED DEALER



sidedumpindustries.com

Side Dump Industries' side dump trailers have a dump angle that is 10+ degrees greater than other manufacturers. Loads come out quicker with less sticking, so your tub will be cleaner.

**THE PEOPLE WHO
MADE IT WORK,
MAKE IT BETTER**

Give us a call. Get the facts. And get back to business.



DIESEL MACHINERY, INC
www.dieselmachinery.com

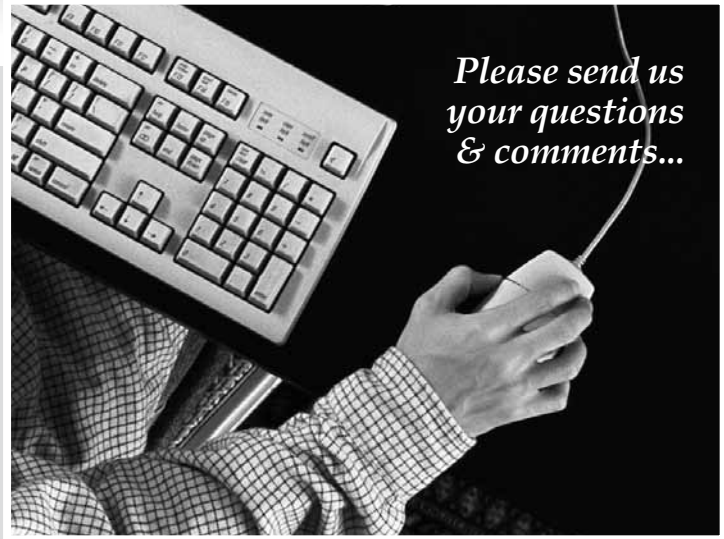
SIOUX FALLS
4301 North Cliff Ave.
P.O. Box 85825
Sioux Falls, SD 57118-5825
(605) 336-0411
(800) 456-4005

RAPID CITY
I-90 & Deadwood
P.O. Box 2473
Rapid City, SD 57709
(605) 348-7438
(800) 658-3047

ABERDEEN
39288 133rd Street
(East Hwy. #12)
Aberdeen, SD 57401
(605) 725-4364
(888) 762-6312

VOICES

We want to know what's on your mind — and we want to share your thoughts with other industry professionals. VOICES gives you the opportunity to ask questions and comment on issues of interest regarding the construction industry, Komatsu equipment, articles you've seen in this magazine or other topics. VOICES will answer your questions, respond to your comments and address the issues you care about. We encourage you to join the conversation. You can do that by e-mailing your questions and comments to DifferenceEditor@constpub.com



Here are the types of questions and comments we hope to receive:

QUESTIONS & ANSWERS

QUESTION: *We've gained some jobs under the economic stimulus package, which means we'll soon be starting some equipment that's been sitting idle. Are there any special considerations?*

ANSWER: A thorough inspection before startup is highly recommended. One of the service technicians from DMI can do it for you. They are thoroughly trained to inspect machinery and spot potential issues that can often be overlooked. In the long run, that can save you from a breakdown that could cost you much more in downtime. Before starting, ensure all fluids are filled and appropriate for your environment. For example, in winter, you may need special fluids designed for colder temperatures than you would in the spring or summer. Check connections and systems such as the undercarriage for wear. If there are issues, make sure they're resolved before putting the machine on the job.

QUESTION: *I'm in the market for new equipment. What's the best way to compare Komatsu with the competition?*

ANSWER: A simple way is to visit www.komatsuamerica.com. There you can click on our Competitive Comparison link, a new feature to Komatsu's Web site as of this

past summer, and see Komatsu machine information side-by-side with the competition. You'll find information such as horsepower, operating weight, bucket capacity and a whole host of other features. But don't go just by the charts. Visit the nearest DMI location and learn about the machines first hand. Once you take in all the information, you'll see why we believe Komatsu is the best value in construction, utility, mining, and other types of specialty equipment.

COMMENTS & REPLIES

COMMENT: *Thanks for the article in the last issue about putting together a winning bid. I picked up some helpful tips and have already used them successfully.*

REPLY: We're glad to hear that. Many projects have been funded through the stimulus plan, and more are scheduled throughout the next year as the plan ramps up. Many of the projects have come in below engineers' estimates, and with the savings, additional projects will be funded. That means more opportunities to apply the tips. And we hope there are even more opportunities in the near future with passage of highway and infrastructure legislation. Those projects will benefit the industry and the overall economy while repairing and upgrading vital infrastructure. ■

C.P.I.
P.O. Box 1689
C.R., IA 52406-1689

Presorted Standard
US Postage Paid
C.P.I.

Change Service Requested



KOMATSU

Sales • Rentals • Financing • Parts • Service



Aggregate Processing Equipment
Hot Mix Plants
Pick-up Machines
Asphalt Pavers



Aggregate Processing
Equipment



Compaction
Equipment



Flail
Rotary
Sickle Bar
MOWING AND BRUSH
CUTTING EQUIPMENT
Snowblowers Roadpatchers

PSM • AMULET
SOLESBEE'S

Excavator Thumbs

DYNAPAC

Compaction Equipment



ALWAYS FINDING A BETTER WAY.

Backhoes • Loadalls
Skid Steer Loaders • Forklifts



Water Tanks
Asphalt Distributors



Bottom Dumps
End Dumps



Sweepers



MOXY TRUCKS OF AMERICA, INC.



Cutting Edges/Teeth
Buckets/Quick Couplers



SDI

Side Dump Trailers



Breakers/Compactors



Wildcat

Compost Equipment



Lowboy Trailers

DAKOTA Bottom Dumps
FELLING Trailers



WERK-BRAU CO., INC.
Excavator Buckets &
Attachments



DRESSTA
Crawler Dozers
Wheel Loaders



JRB Couplers
FALLS Snow Equipment



Heavy Duty Conveyors

**NEW & USED
CONSTRUCTION EQUIPMENT**

**FOR SALE OR RENT
FINANCING AVAILABLE**



DIESEL MACHINERY, INC

SIOUX FALLS
4301 North Cliff Ave.
P.O. Box 85825
Sioux Falls, SD
(605) 336-0411
(800) 456-4005

RAPID CITY
I-90 & Deadwood
P.O. Box 2473
Rapid City, SD
(605) 348-7438
(800) 658-3047

ABERDEEN
39288 133rd Street
(East Hwy. #12)
Aberdeen, SD
(605) 725-4364
(888) 762-6312

www.dieselmachinery.com